

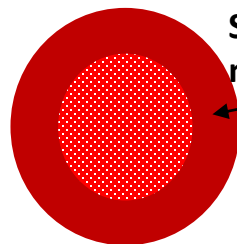


Vejledning til julepynt med udstansere


Pkt. 1



Pkt. 2

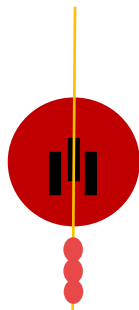


Forside:
Sat sammen
med klædepuder.



Bagsiden:
3 baner med
dobbelklædende tape.

Pkt. 3 og 4



Pkt. 5,6,7,8 og 9

